



ArchiSTACK Web Charting Application

ArchiSTACK™ is a web charting application designed specifically for ARCHIBUS Facility Management system. The application works directly on the ARCHIBUS database to produce FM charts and building stacks suitable for presentation. This graphic presentation can be published for use on the Intranet, printed or converted to PDF and sent by email. The application delivers two main capabilities:

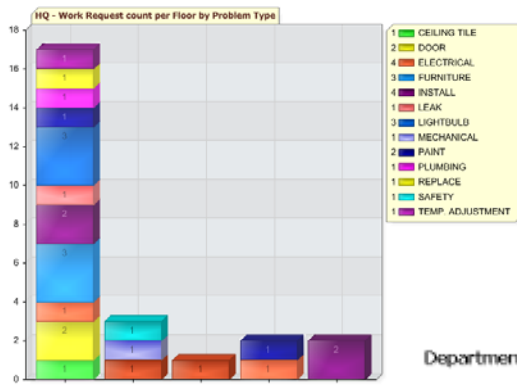
- (A) A set of common FM charts ready to use such as a departmental building stack
- (B) A flexible charting tool to create and modify charts using simple menu driven tools

ArchiSTACK™ provides the tools you need to configure, design and publish charts right out of your ARCHIBUS database, whether generic or customized:

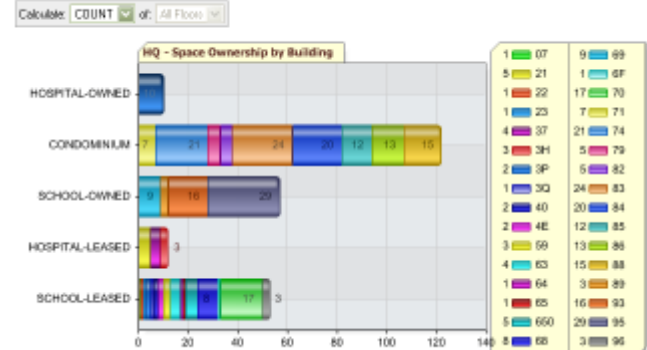
1. ArchiSTACK Configurator – a basic utility to connect to and analyze your database
2. ArchiSTACK Designer – the main tool for designing and saving your FM charts
3. ArchiSTACK Publisher – the tool for publishing your charts as presentable reports

Building Stacks - Pie Charts - Departmental Analysis - on Web

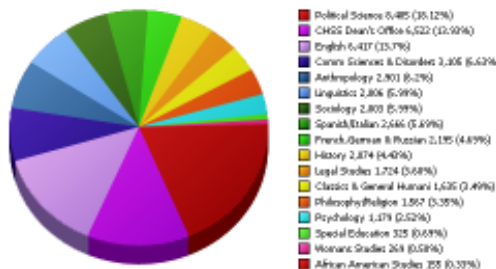
HQ - Work Request count per Floor by Problem Type
Work Request count per floor in HQ building, grouped by problem type



HQ - Space Ownership by Building
Bar show space ownership by buildings



Department CHSS - Col Humanities



Features and Benefits:

- Easy user interface to configure, design and publish Intranet charts
- Charts are connected to your database and display real data in real time
- Charts published directly on your Intranet site, added to Web central or AFM 1.4i
- Published reports can be printed or converted to PDF and sent by email
- Advanced Designer options allow drop-down selection boxes in the published chart
- Advanced filtering tools allow chart refinement for specific group selection
- Robotech provides configuration, training and support services

ArchiSTACK™ Product Offering

ArchiSTACK™ is a web charting application for the ARCHIBUS™ Facility Management system. The application works directly with the ARCHIBUS™ database to produce charts and stacks for immediate presentation on screen, printer or various graphics formats (JPG, PNG, PDF)

Requirements

- PC Pentium 3 running at 1GHz or higher (or equivalent)
- 40MB disk space for application files
- Win 2000 Pro/2000, Server/XP Pro/2003 Server With Internet Information Services (IIS) Installed
- ARCHIBUS™ Database running on Microsoft SQL 2000 and up. Sybase SQL Anywhere 7 and up
- .Net Framework 1.1 (Included with all Windows™ platforms)
- If powering Internet/Intranet site, ARCHIBUS™ AEL license pack is required

What is in the package

- The ArchiSTACK™ Charting Application
 - Configurator – to connect to, analyze and configure your database/s
 - Designer – to create and edit FM Charts
 - Publisher – To view and publish charts on the Internet/Intranet
- ARCHIBUS™ analyzer – Will extract your Multi Line Labels to be used in charts
- ARCHIBUS™ template containing pre-configured FM setup and charts
- Installation phone support

Services

- Setup Support – If you require assistance setting up ArchiSTACK™ we offer:
 - Additional remote support for configuration
 - On site installation and support
 - Send us your database - We will send back your configured ArchiSTACK™
 - Create additional charts to your specifications
- Custom Integration:
 - Build custom connections to any additional Databases or Platforms
 - Integration with Web Central, ARCHIBUS™ 14i and other Intranet sites
 - Complete Intranet FM Portal design and development
- Training – 1 Day ArchiSTACK™ configuration and design training

Costs

- The ArchiSTACK™ Server License is priced per domain per CPU

Item	Price
One (1) Domain, One (1) CPU	\$1,995
• Additional CPU for domain	\$395
• One (1) year subscription	\$395
Training	
• Per day (up to 4 students)	\$1,200
• Additional Students per day	\$100
Customization	Quoted per Project